



# **Cheshire LAA update performance report**

Communities of Cheshire Partnership  
11 February 2009

## INTRODUCTION

1. At the last meeting of the Communities of Cheshire Partnership (CCP) of the 7<sup>th</sup> November, the CCP requested that:

**‘...each Thematic Block reviews their respective Amber and Red targets to ensure that actions are in place to maximise performance and service delivery and to report back on progress at the next meeting of the Partnership.’**

2. This report sets out an update against the performance on the Amber and Red targets along with commentary against the actions put in place and the current service delivery. Please see **Appendix 1**.

## LAA CURRENT PERFORMANCE

3. Since the mid year performance report, within the 35 LAA designated improvement targets 3 indicators that were previously classified as ‘Not returned’ have been updated. For this report a further 3 of those indicators have been revised from Amber to Green.

Since the mid year review, the classification of the LAA local non-designated indicators remains unchanged. The Table below set out this updated position.

Current progress	LAA Designated improvement targets	LAA Local non-designated improvement targets
<b>Red</b>	6	3.5
<b>Amber</b>	6.5	1.5
<b>Green</b>	21.5	5
<b>Not returned</b>	1	6 (under review)
<b>Total</b>	<b>35</b>	<b>18</b>







## LAA REFRESH

As part of the LAA refresh CCP (and the future LSP's) will be considering the LAA indicator set as a whole (including the Local non-designated indicators). Of particular note are those indicators that have not yet been returned or are under review.

## RECOMMENDATIONS

1. That the Communities of Cheshire Partnership note the current progress recorded against the previously Red and Amber LAA targets.
2. That the CCP request that the indicators that have yet to be returned or under review receive particular attention in the LAA refresh process.

## APPENDIX 1

LAA No.	LAA National Indicator	Mid Year Traffic Light	Partnership Coordinator
1	<p>NI 4 % of people who feel they can influence decisions in the locality</p> <p>This indicator is flagged amber due to the main data set not being available. Place survey results should be available at the end of January.</p> <p>Work however has been ongoing in a number of wards within both West and East areas. This work is listed within the area delivery plans.</p>	 <b>West</b>	Gavin Butler
		 <b>East</b>	
2	<p>NI 8 Adult participation in sport and active recreation</p> <p><b><i>This indicator has moved to Green.</i></b></p> <p>Progress has moved from Amber to Green purely on the headline participation indicator provided by Sport England on the 11.12.08. This Green Status however masks three issues:</p> <ol style="list-style-type: none"> <li>1. Not all District Councils are inputting into the Action Plan process and so there is no evidence to illustrate that Action Planning is or is not impacting upon levels of participation.</li> <li>2. As highlighted in previous status reports there is unease about the sampling size and this is illustrated by the fact that although figures have been produced for District samples these are not statistically significant. Although some of the District participation figures show some marked positive movement, because of the small sample size, they are not reliable.</li> <li>3. Similarly the whole County figure has improved significantly almost reaching it's 2010/2011 target level of 25.8%. There is little confidence that this improvement is directly as a result of the work of the respective Authorities but more likely a result of the reduced sample size.</li> </ol> <p>A more fundamental Issue for the indicator is that the current downturn in the economy is having a negative impact on participation levels. This is starting to be expressed in terms of Local Authority budget reductions in areas including Culture and Leisure (73% of LGA respondents)</p>		Tim Mann
3	<p>NI 18 Adult re-offending rates for those under probation supervision</p> <p>This indicator has been flagged as amber because although the figure is lower than predicted, the reduction is not large enough to be statistically significant. It is hoped that at the end of year review, this figure will be large enough for it to be significant and then can be flagged as green.</p>		Gavin Butler
5	<p>NI 21 Dealing with local concerns about anti-social behaviour and crime by the local councils and police</p> <p>A review will be undertaken to assist development of a model for tackling ASB. This will identify and build on common existing working practices that have proved effective across the CDRPs, identify where variations in working practices exist and develop effective working practices in these areas to be applied.</p> <p>The review will help gain a better understanding of the extent to which of perpetrators of ASB are (i) young people and (ii) adults, e.g. through data</p>	 <b>West</b>	Gavin Butler
		 <b>East</b>	

	collected for the Strategic Assessment.		
6	<p>NI 30 Re-offending rate of prolific and priority offenders</p> <p>The Prolific and Priority Offending indicator has been flagged as red due to the lack of data which should have been provided by the Home Office. Both the east and the west PPO scheme have locally performance managed the indicator using data from Cheshire Constabulary to gain an indication as to how the scheme is progressing. The data so far that has been produced shows that the PPO schemes are working <b>very well</b> within Cheshire.</p> <p>A decision is to be made about whether the Administration of Justice dept within Cheshire Police will begin the work which should be completed by the Home Office, in an attempt to ensure that the performance data for this indicator reflects an accurate picture within Cheshire.</p>	☹️	Gavin Butler
10	<p>NI 56 Obesity in primary school age children in Year 6</p> <p>This continues to be one of the most difficult indicators to judge in year in terms of 'outcome' milestones as the indicators relate predominantly to activity and not measures of progress in terms of healthy weight. The Be Healthy Sub group of the Children's Trust are leading on this work and there are a number of programmes underway to tackle the issue, it is not possible to say in 'real time' whether these activities are yet delivering the intended return. So the item remains amber.</p>	😊	Rick Howell
11	<p>NI 110 Young people's participation in positive activities</p> <p><b><i>This indicator has moved to Green.</i></b></p> <p>This indicator was only judged amber/red at mid year in light of the Tell us survey issues. Using the national target linked to the roll out of extended services and particularly the Varied Menu of Activities element (which has been agreed by GONW as a suitable proxy) has been judged as on track to meet the 2010 targets after hitting the recent milestones.</p> <p>We have been advised by Ofsted that the data from the Tell Us survey that has been provided for Cheshire East and West cannot be used for target setting purposes as it is not weighted against the national baseline that is being established. On this basis the targets that are judged using the survey will not have an appropriate baseline until the survey is re run next year. On this basis we will use the local measures;</p> <p>For <b>NI110</b> we are using access to a varied menu of activities through Extended Services.</p>	😊	Rick Howell
13	<p>NI 112 Under age conception rate</p> <p>In spite of a fall in the most recent figures (3<sup>rd</sup> Quarter 2007) this continues to be judged as red and in January/February 2009 the National Teenage Pregnancy Support Team will be visiting Cheshire to work with both East and West PCT's and the LA to look at strategies to improve results.</p>	☹️	Rick Howell
14	<p>NI 115 Substance misuse by young people</p> <p><b><i>This indicator has moved to Green.</i></b></p> <p>This indicator was only judged amber/red in light of the Tell us survey issues. Using the National Treatment Agency targets associated with</p>	😊	Rick Howell

	<p>access to substance misuse services which were part of the LAA last year. Our performance continues to be green in relation to these 'local' measures. We are awaiting advice from GONW on how to proceed with this indicator.</p> <p>We have been advised by Ofsted that the data from the Tell Us survey that has been provided for Cheshire East and West cannot be used for target setting purposes as it is not weighted against the national baseline that is being established. On this basis the targets that are judged using the survey will not have an appropriate baseline until the survey is re run next year. On this basis we will use the local measures;</p> <p>For <b>NI115</b> we are using Substance misuse by young people we are using the National Treatment Agency targets associated to access to substance misuse services. These are:  (1) % of YP requiring specialist substance misuse treatment to be catered for in a YP service  (2) % of referrals to specialist substance misuse treatment should come from key services for vulnerable YP.</p>		
<b>16</b>	<p>NI 120 All-age all cause mortality rate</p> <p>Work on the LAA continues to experience the challenge of other, competing priorities. Working with the PCT, we continue to work on the specific health indicators, but these are stretching targets. In addition, attention is inevitably now moving to the 2009/10 refresh of the LAA.</p>	<p>😊 <b>West</b></p> <p>😊 <b>East</b></p>	Tim Mann
<b>17</b>	<p>NI 121 Mortality rate from all circulatory diseases at ages under 75</p> <p>Work on the LAA continues to experience the challenge of other, competing priorities. Working with the PCT, we continue to work on the specific health indicators, but these are stretching targets. In addition, attention is inevitably now moving to the 2009/10 refresh of the LAA.</p>	<p>😊 <b>West</b></p> <p>😊 <b>East</b></p>	Tim Mann
<b>18</b>	<p>NI 123 Stopping smoking</p> <p>Smoking cessation services in the West have recently been reviewed by the Tobacco Control national support team - this will hopefully improve performance through the full life of the LAA.</p>	<p>😞 <b>West</b></p> <p>😊 <b>East</b></p>	Tim Mann
<b>21</b>	<p>NI 135 Carers receiving needs assessment or review and a specific carer's service, or advice and information</p> <p>The introduction of the new social care IT system has created significant issues with data collection - this is being actively pursued.</p>	<p>😞</p>	Tim Mann
<b>22</b>	<p>NI 137 Healthy life expectancy at age 65</p> <p>This indicator has been subject to change at a national level</p>	<p>Not yet available</p>	Tim Mann
<b>25</b>	<p>NI 153 Working age people claiming out of work benefits in the worst performing neighbourhoods</p> <p>Jobseekers Allowance Claims are continuing to rise across Cheshire with an overall increase in Local Authorities across the County.</p> <p>With the current economic downturn it is expected that claim rates will start to increase. In order to deal with rising claims and redundancies the Partnerships have taken the following steps.</p> <ul style="list-style-type: none"> <li>Redundancy Action Support Team - a group of partners to work</li> </ul>	<p>😞</p>	Gill Williams

	<p>together to respond to employers and their employees to ensure that they are given the best support for their circumstances. Including training courses to upskill, benefits advice, CV skills etc.</p> <ul style="list-style-type: none"> <li>• JCP are reviewing ways to monitor the impact of the economic downturn on the targets and be able to use statistics to show how the target is affected.</li> <li>• We are aware GO are considering review of NI 153 targets given the impact of the economic downturn.</li> </ul>		
26	<p>NI 154 Net additional homes provided –</p> <p>The current economic climate is having a dramatic impact on completions of new homes within the area. We undertake monitoring on an annual basis, in April, &amp; therefore will have better information in April next year. Construction is still underway on some large sites in Chester, eg the Countess Hospital site &amp; the Police HQ site &amp; if work continues, this will go some way towards the year-end target.</p> <p>There isn't much we can do in the short term to deliver more homes, however, longer term we will be progressing various initiatives through the growth point programme - funding of £3.4 million for the West Cheshire Growth Point was recently announced, following submission of the Growth Point Programme of Development. This sets out plans for delivery of housing growth, infrastructure needed to achieve it and resources available &amp; any extra funding needed to support it. Delivery of the new housing target will involve working closely with key partners, including developers, landowners, RSL's and local infrastructure providers.</p> <p>The joint officer team is also ensuring completion of Strategic Housing Land Availability Assessments by April 2009. These will identify land with potential for development for housing in the future.</p>	☹	Gill Williams
27	<p>NI 155 Number of affordable homes delivered (gross)</p> <p>This work towards the milestone on this indicator has been done, however there is very little that the LA's can do to hurry things along. Current expectations for out-turn stand at 511 (86% of the target).</p> <p>HOWEVER, there are schemes on site in both EP&amp;N and Macc which will complete either late March or early April which COULD, if they completed the right side of 31st March, help us achieve the target.</p>	☹	Gill Williams
33	<p>NI 171 New business registration rate (BERR DSO)</p> <p>a) ONS have just published the new Business Demography data series, which is to be used for setting baselines and targets for this indicator. We have analysed the new data and identified possible baselines and targets. However, the Technical and Responsible Officers for 171 need to agree on whether the indicator should be a relative one (e.g. with the local authority figure given as a proportion of the UK or NW one) or an absolute one.</p> <p>b) GONW are checking whether the indicator has to be based on births, or whether it could be based on business stocks. (The County feels that stocks are a better measure of business performance, as they take account of deaths as well as births: it is all very well having a high birth rate, but that doesn't count for much if the new firms don't survive very long.)</p> <p>c) The 2002-7 data series is volatile over time, even at national level. Consequently, we need to check with GONW why this is, and ensure that targets are based on longer-, rather than shorter-term past</p>	☹	Gill Williams

	<p>trends.</p> <p>d) We also need to check with GONW whether it is possible to get trend data (as opposed to just the 2007 data) for the post-2009 Cheshire authorities or the pre-2009 Cheshire districts. Without this information, we will be obliged to base CE/CWAC targets on trend data (for 2002-7) for Cheshire as a whole – which may result in less realistic targets for each unitary.</p>	
--	--	--

## LAA Local Non–designated indicators

LAA No.	LAA Local Non-designated indicators	Mid Year Traffic Light	Partnership Coordinator
36	Percentage increase in Local Authority spending in contracts and grants to Third Sector organisations	☹	Gavin Butler
37	<p>Reported incidents of ASB</p> <p>A review will be undertaken to assist development of a model for tackling ASB. This will identify and build on common existing working practices that have proved effective across the CDRPs, identify where variations in working practices exist and develop effective working practices in these areas to be applied.</p> <p>The review will help gain a better understanding of the extent to which of perpetrators of ASB are (i) young people and (ii) adults, e.g. through data collected for the Strategic Assessment.</p>	☹ West	Gavin Butler
		☹ East	
41	<p>NI 56 Obesity in primary school age children in Year 6</p> <p>In light of the Tell Us survey anomalies it may be appropriate for the new Cheshire East and West Authorities to refresh these targets and introduce something they feel that can be measured and tracked more readily as a priority during their first year</p>	Under Review	Rick Howell
42	NI 110 Young people’s participation in positive activities – See 41 above	Under Review	Rick Howell
43	NI 111 First time entrants to the Youth Justice System aged 10-17 – See 41 above	Under Review	Rick Howell
44	NI 112 Under age conception rate – See 41 above	Under Review	Rick Howell
45	NI 115 Substance misuse by young people – See 41 above	Under Review	Rick Howell
46	NI 117 16 to 18 olds who are not in education, employment and training – See 41 above	Under Review	Rick Howell
49	<p>Mental Health – number of organisations adopting the Mental Health Employment Charter))</p> <p>Work on the LAA continues to experience the challenge of other, competing priorities. Working with the PCT, we continue to work on the specific health indicators, but these are stretching targets. In addition, attention is inevitably now moving to the 2009/10 refresh of the LAA.</p>	☹	Tim Mann
51	<p>Enterprise Development – new social enterprises demonstrating growth after 12 months</p> <p>The social enterprise indicator information is at this stage, in its infancy. We have collated data based on our membership lists to feed into the local indicator. The membership base was inherited from CCC and in a</p>	☹	Gill Williams

	<p>recent refresh, we have lost some members / clarified their position which led to a downturn in numbers as shown by the red traffic light.</p> <p>In the early stages of the New Year, we are intending to ensure we have more members on board and then complete a short survey asking them to give information on this year's activities and income as well as their perceptions for the future. At that stage we will gain a better insight and we should see the light turn amber if not green.</p> <p>The social enterprise network needs to be backed by accredited business support to help set up new enterprises as well as developing the more established. The network is helping to share the information between them and highlight training and support. We do not yet have clarity from the new authorities on their support for SE after 1<sup>st</sup> April 2009 but we are trying to glean an understanding</p>		
52	<p>Proxy measure for NI 171(Enterprise development – Business start-up rates)</p> <p>Local Indicator – Business Start-ups: The underlying data, which are updated annually, come from the BETA Model. No new BETA Model data have been published since the release of the baseline (2007) data, so it is not yet possible to assess progress towards or away from the targets.</p>	⊗	Gill Williams